

BNBU Campus VPN Service

VPN service provides an off-campus secure connection to the campus network for:

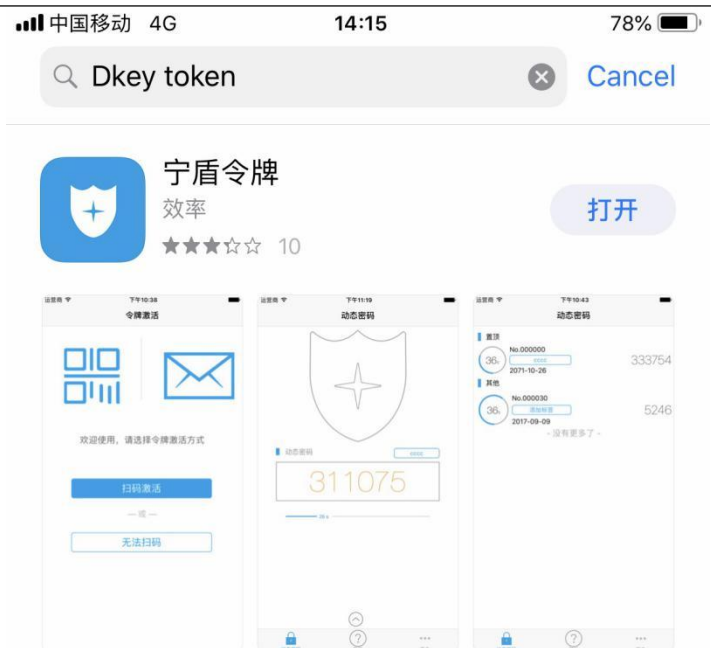
- Remote access to campus online resources;
- Access LRC e-resources;
- Other intranet access systems and applications.

You have to complete below two part to use the service.

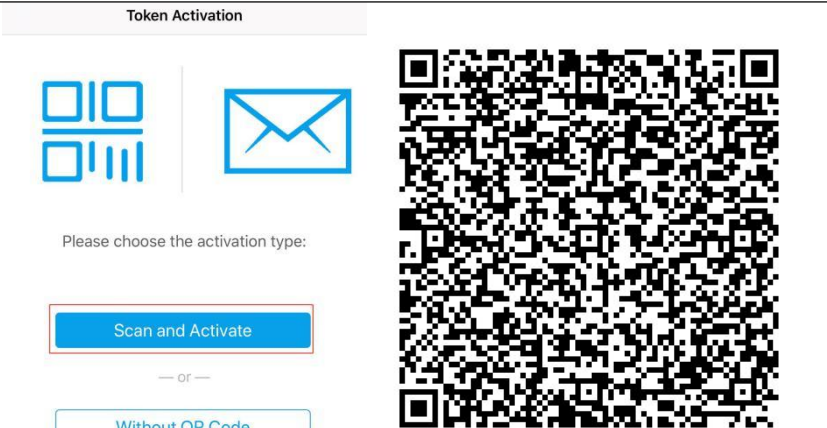
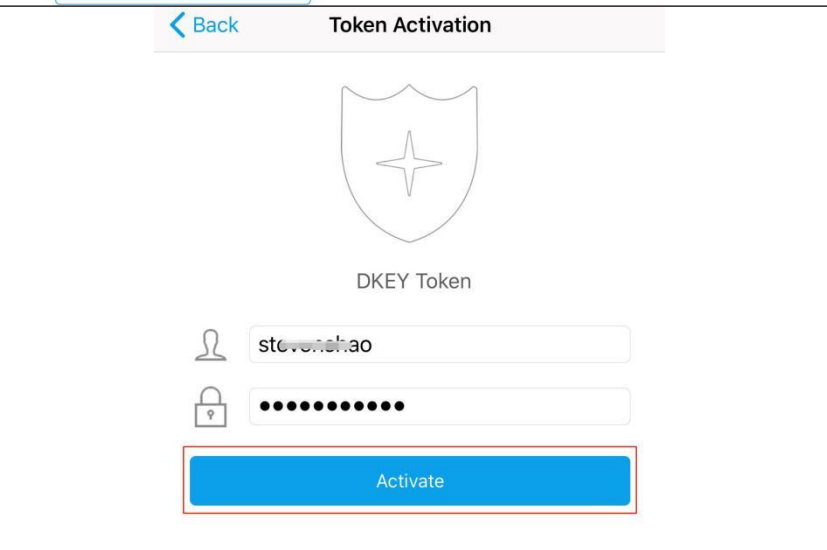
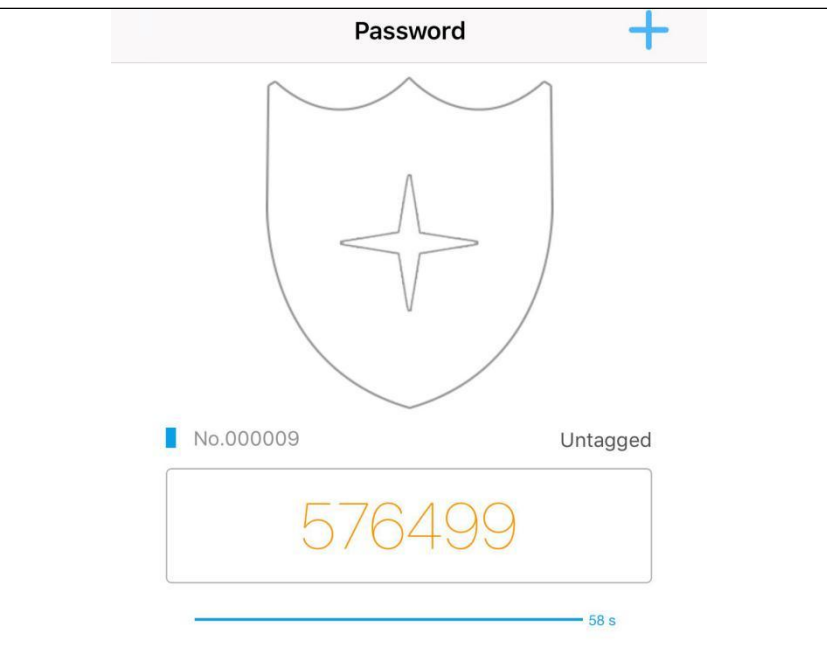
Part 1: Install and active the Dkey Token.

1. Download the Dkey Token(宁盾令牌) from App Store(for ios), you can also find it in your Android phone's app store.

And install.



BNBU Campus VPN Service

<p>2. Open the Dkey Token App.</p> <p>Scan the QR Code to activate. (Non BNBU network).</p>	 <p>The screenshot shows the 'Token Activation' screen of the Dkey Token app. It features a QR code on the right and two activation options on the left: 'Scan and Activate' (highlighted with a red box) and 'Without QR Code'. The text 'Please choose the activation type:' is above the options. A 'Back' button is at the top left.</p>
<p>3. Enter your BNBU account and password.</p> <p>Click Activate.</p>	 <p>The screenshot shows the login screen of the Dkey Token app. It has a 'Back' button at the top left. Below a shield icon with a star is the text 'DKEY Token'. There are input fields for a username (containing 'stevenchao') and a password (masked with dots). An 'Activate' button is at the bottom, highlighted with a red box.</p>
<p>4. Active successful.</p> <p>Very Important: The code is random in every 60s and will be used for the Second Part ! ! ! ! !</p>	 <p>The screenshot shows the 'Password' screen of the Dkey Token app. It features a large shield icon with a star. Below it, the text 'No.000009' and 'Untagged' are displayed. A large box shows the random password '576499'. A progress bar at the bottom indicates a 58-second timer.</p>

BNBU Campus VPN Service

Warm Reminder:

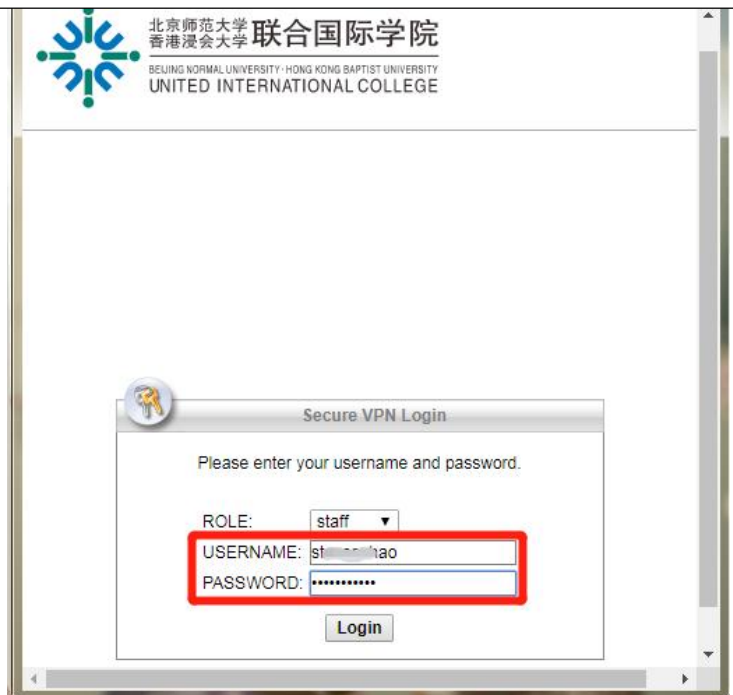
1. Please do not delete this app on your phone, and also it needs to be used in conjunction with part 2 software.

Part 2: There is 4 version Win&Mac(Step1-8), and IOS(Step9-17) you can choose to use. Suggest to mainly use computer(Win or Mac)

Win&Mac:

1. Access <https://v.uic.edu.cn/> in the browser on your computer (both win&mac are ok and not at campus network).

Select your Group and then input your BNBU account and password, click Login.



北京师范大学 香港浸会大学 联合国国际学院
BEIJING NORMAL UNIVERSITY · HONG KONG BAPTIST UNIVERSITY
UNITED INTERNATIONAL COLLEGE

Secure VPN Login

Please enter your username and password.


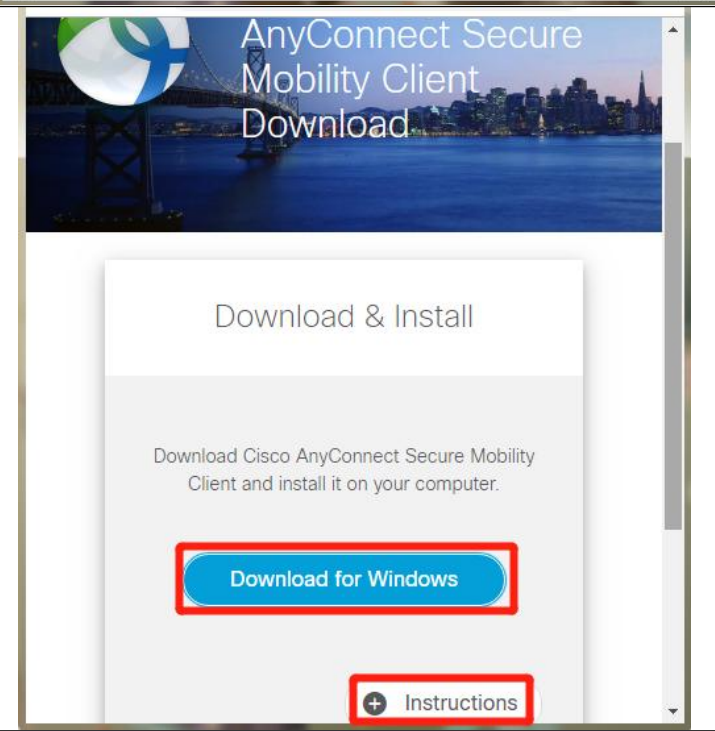
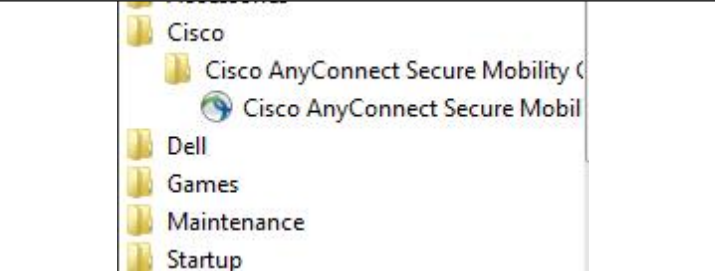
ROLE:

USERNAME:

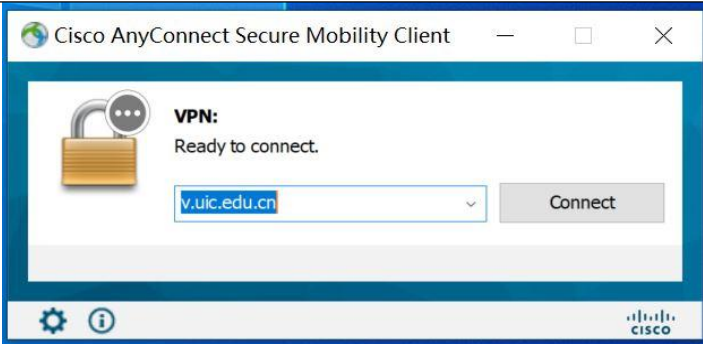
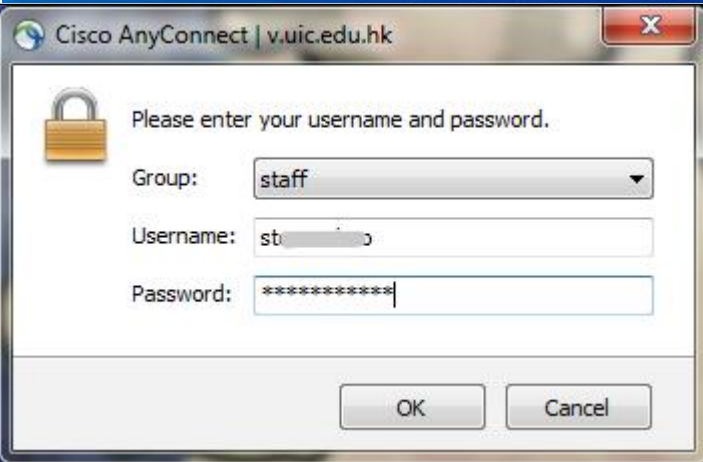
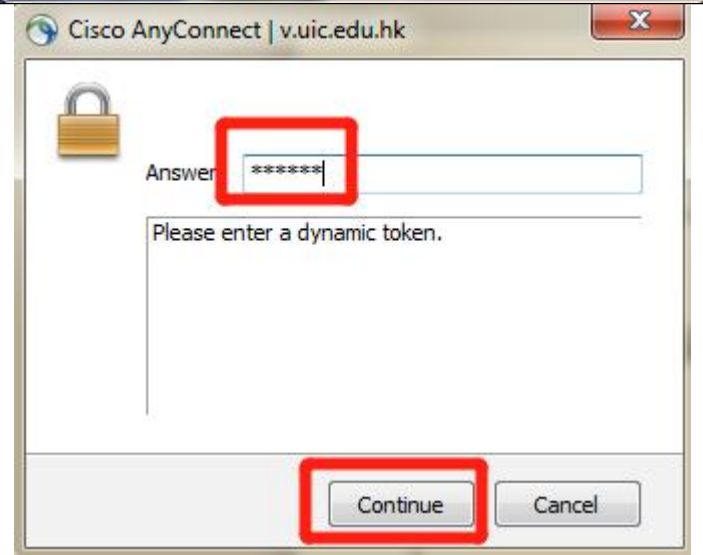
PASSWORD:

Login

BNBU Campus VPN Service

<p>2. Enter the six random code from the DKey Token app. (From part 1)</p> <p>Click Continue.</p>	
<p>3. Download the Anyconnect client and install. (It will auto detect your operating system is WIN or Mac).</p> <p>Click instructions to see the installation steps.</p>	
<p>4. Install and then Launch the Cisco AnyConnect.</p> <p>For Windows you will find it from the Start Menu, for Macintosh you will find it in Launchpad.</p>	

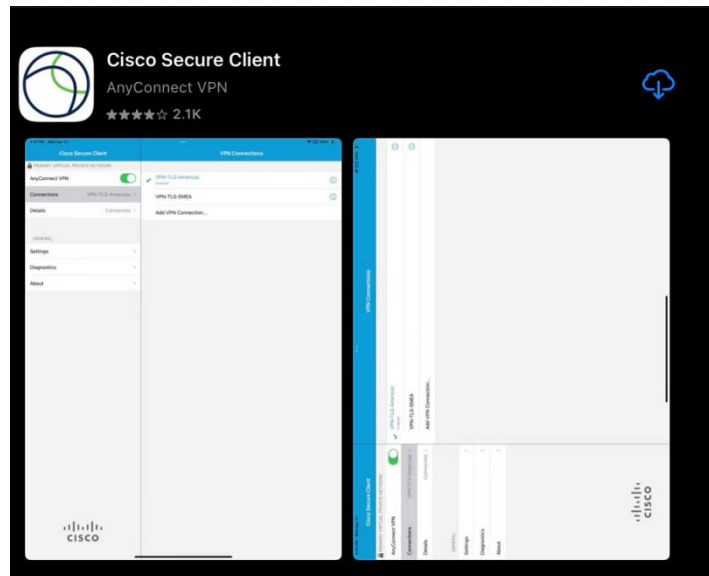
BNBU Campus VPN Service

<p>5. Input server address:</p> <p>v.uic.edu.cn</p> <p>Click Connect.</p>	
<p>6. Select your Group and then input your BNBU account and password.</p> <p>Click OK.</p>	
<p>7. Enter the six random code from the DKey Token app.</p> <p>Click Continue.</p>	
<p>8. Finish.</p>	

BNBU Campus VPN Service

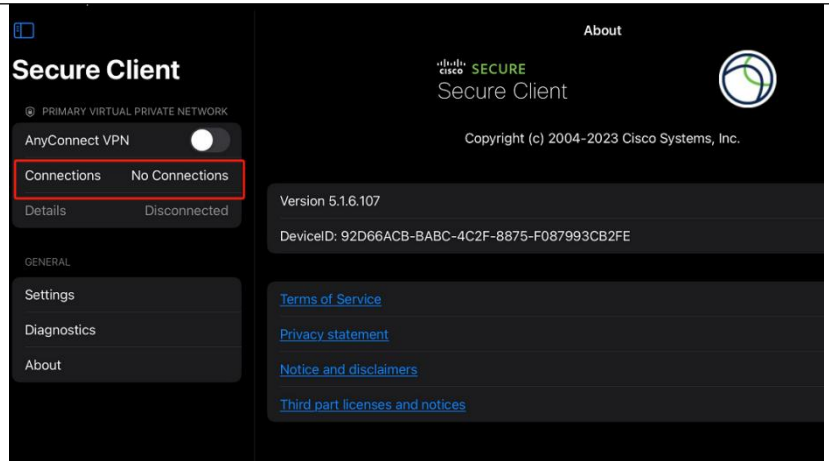
IOS:

9. Download the Cisco secure client from App Store and install.

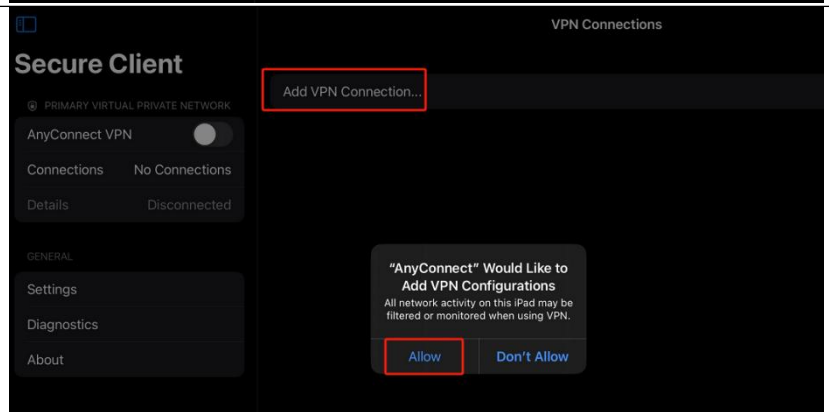


Make sure you are in the Extranet (not connect with BNBU-WIFI) for the rest step.

10. Open the Cisco secure client, Click Connections.



11. Add VPN Connection, and then Click Allow.

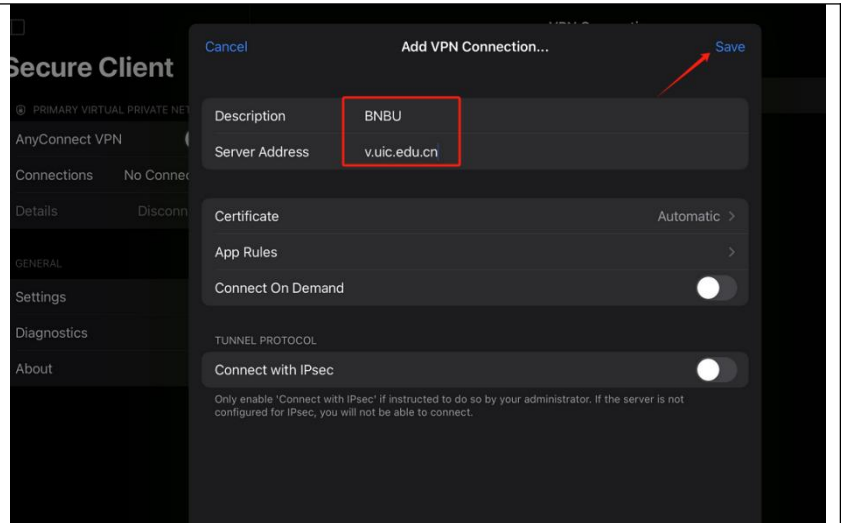


BNBU Campus VPN Service

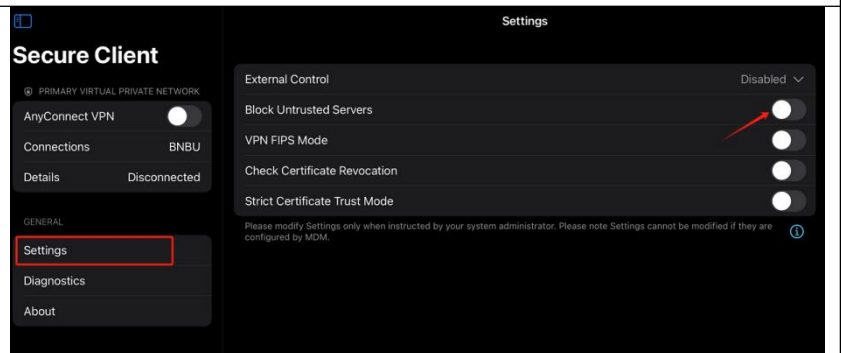
12. Enter Server Address:

v.uic.edu.cn

Click **Save**.



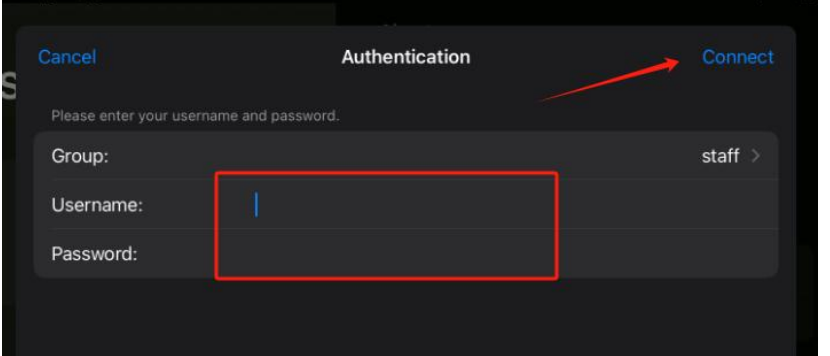
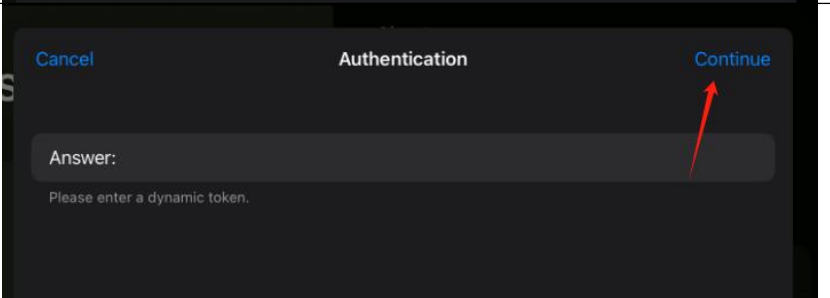
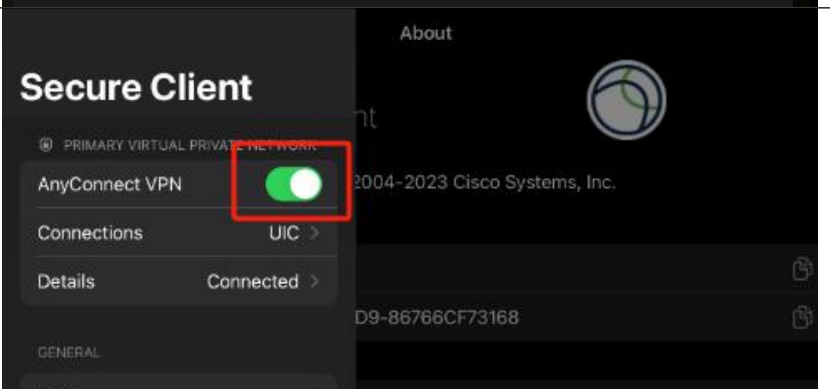
13. Settings:cancel“Block Untrusted Servers”



14. Turn on AnyConnect VPN.



BNBU Campus VPN Service

<p>15. Choose your group and enter your BNBU account and password.</p> <p>Click Connect.</p>	
<p>16. Enter the six random code from the DKey Token app.</p> <p>Click Continue.</p>	
<p>17. Congratulations.</p>	

The VPN is not available for Android.

Any question, please contact ITSC Hotline 3620315 or Ext 8315.